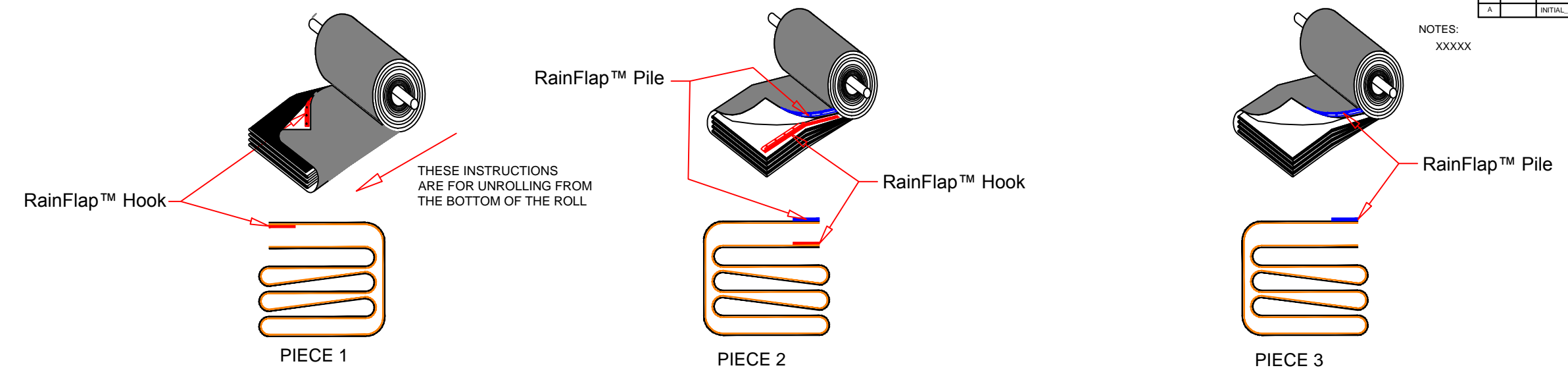


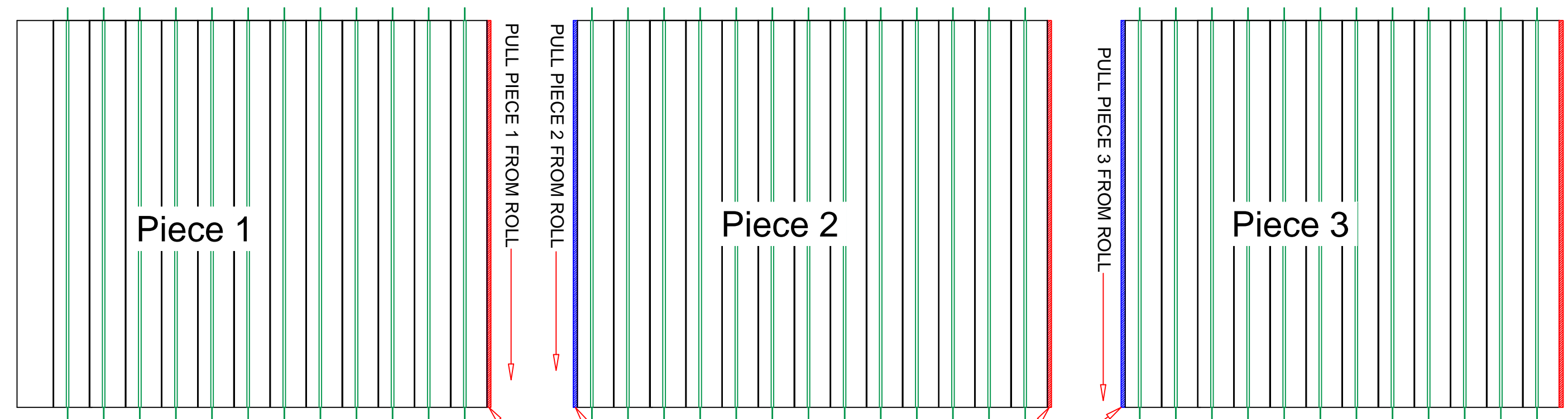
LTR		ECO		DESCRIPTION		REVISIONS		DATE	APPROVED	ZONE
A				INITIAL_RELEASE				4/7/2016	RWW	

NOTES:
XXXXX



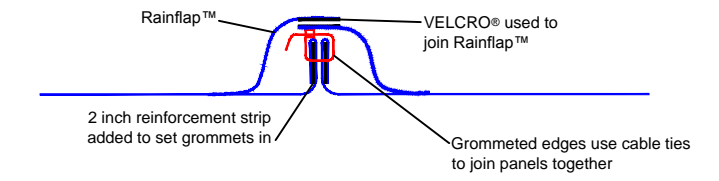
THESE INSTRUCTIONS ARE FOR UNROLLING FROM THE BOTTOM OF THE ROLL

UNFOLD ← → UNFOLD ← → UNFOLD ← →



DEPLOYMENT INSTRUCTIONS:

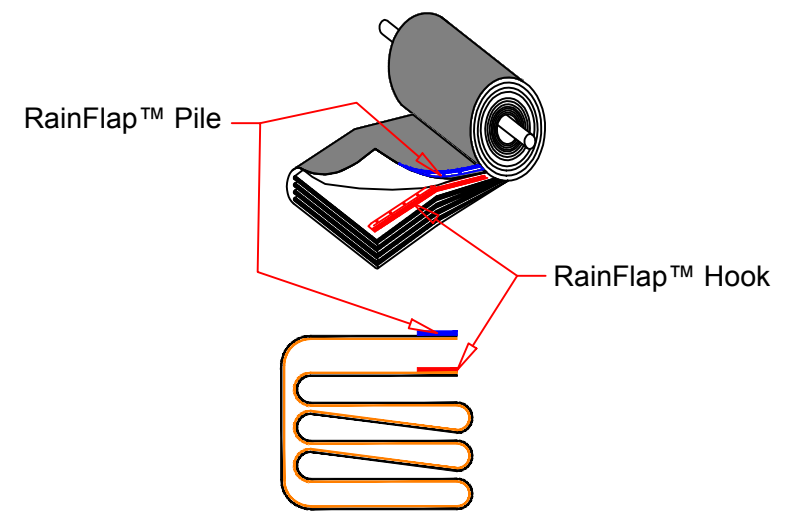
1. PULL PIECE 1 & 2 ACROSS THE GRAIN PILE AT ABOUT 1/6 OF THE LENGTH FROM THE STARTING END
2. FLIP TOP LAYER OF PIECE 1 AND PIECE 2 THEN FASTEN THE RAINFLAPS™ FROM EACH PIECE
3. WHILE HOLDING PIECE 2 PULL PIECE 1 TO THE STARTING END OF THE BUNKER
4. UNFOLD PIECE 2
5. PULL PIECE 3 ACROSS THE GRAIN PILE, ATTACH ITS RAINFLAP™ PILE TO PIECE 2'S RAINFLAP™ HOOK
6. UNFOLD PIECE 3 (continued on Page 2)
FOR FURTHER INSTRUCTIONS VISIT ravenefd.com/installation



		COVER TYPE			
		OVAL 6 PIECE with RainFlap™ and Straps Flip Fold, Page 1 of 2			
RAVEN ENGINEERED FILMS PO BOX 5107 SIOUX FALLS, SD 57117-5107 +1 (800) 635-3456		SIZE	SALES ORDER	DRAWING NUMBER	REV
DRAWN RWW	NAME RWW	DATE 4/7/2016	B	I	O6RSFS-1 B
DO NOT SCALE DRAWING		PROPRIETARY AND CONFIDENTIAL INFORMATION OF RAVEN INDUSTRIES INC. THIS DRAWING AND THE INFORMATION HEREON ARE RAVEN INDUSTRIES INC. PROPERTY AND MAY BE USED BY OTHERS ONLY AS AUTHORIZED IN WRITING BY RAVEN INDUSTRIES INC. - ALL RIGHTS RESERVED UNDER THE COPYRIGHT LAWS.			

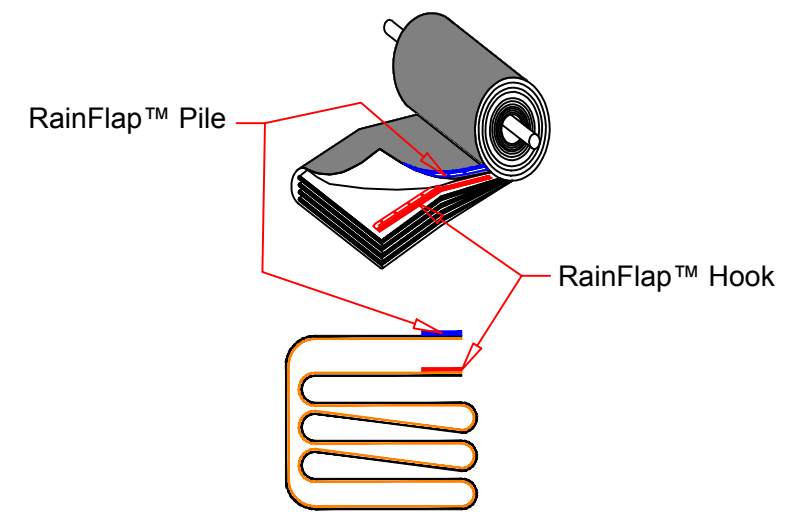
REVISIONS		DATE	APPROVED	ZONE
LTR	ECO	DESCRIPTION		
A		INITIAL_RELEASE	4/7/2016	RWW

NOTES:
XXXXX



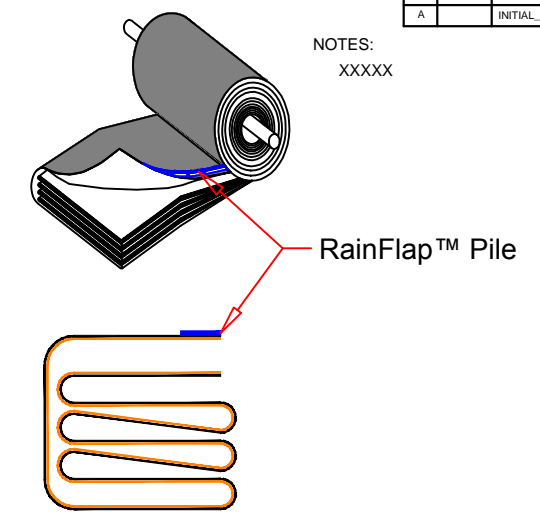
PIECE 4

UNFOLD →



PIECE 5

UNFOLD →

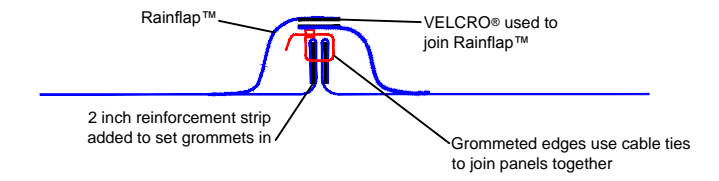
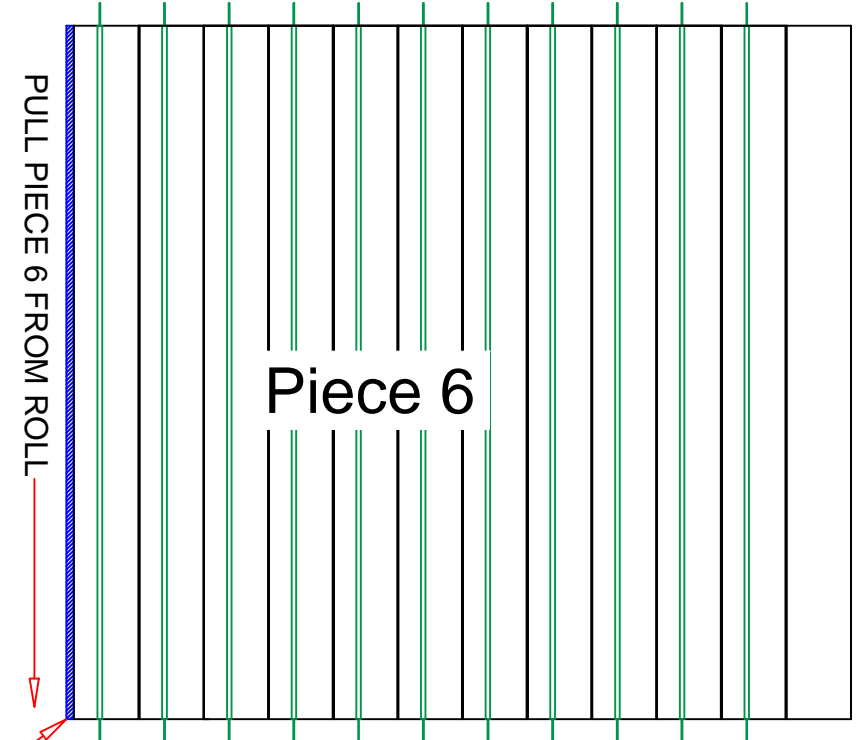
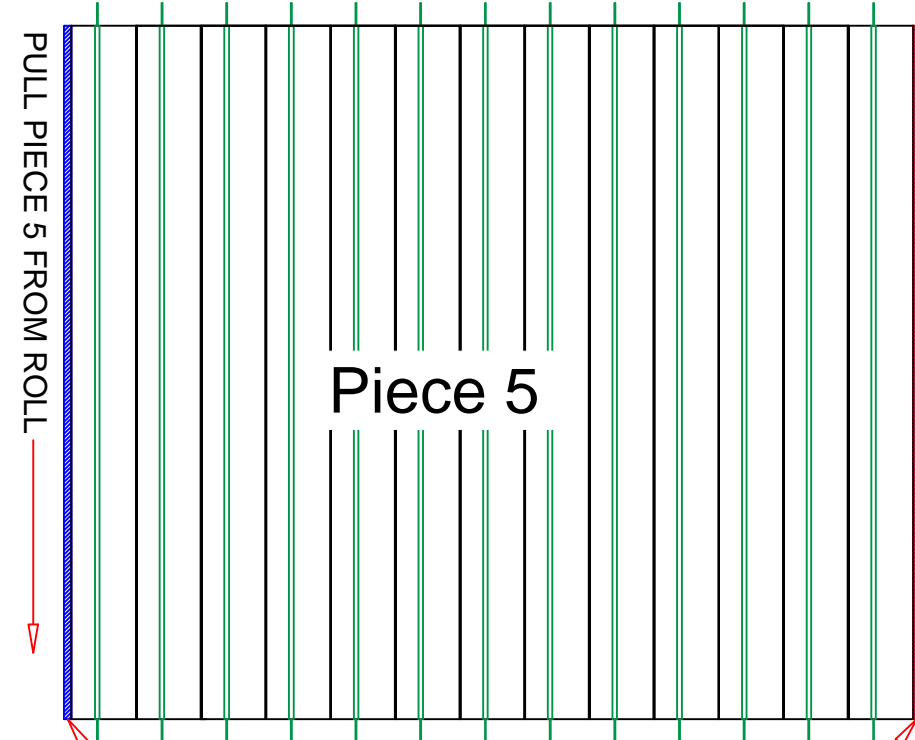
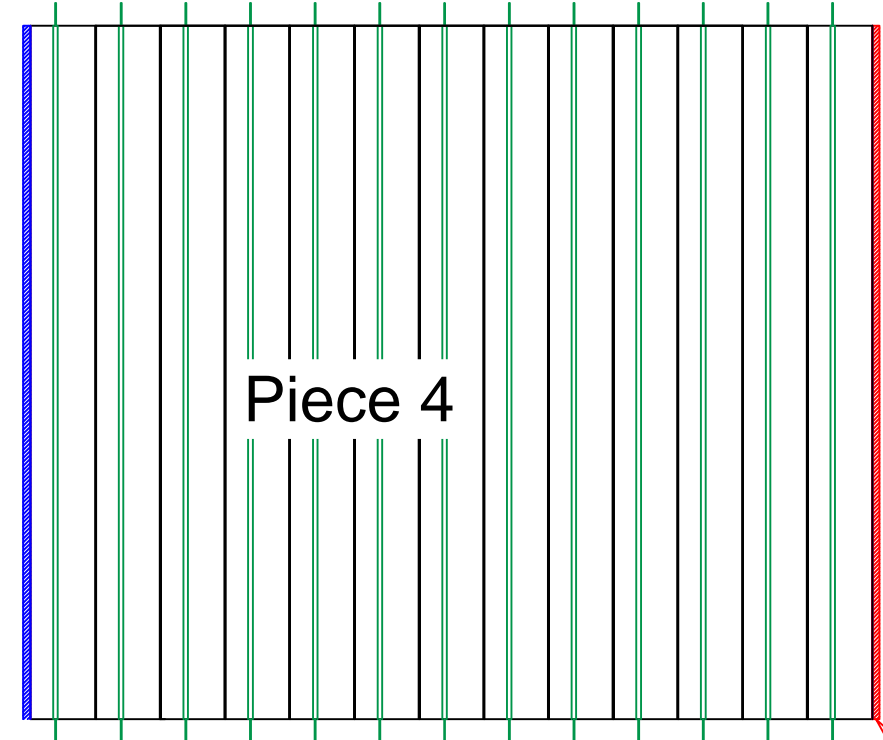


PIECE 6

UNFOLD →

CONTINUED FROM PREVIOUS PAGE

FINISHING END OF BUNKER



DEPLOYMENT INSTRUCTIONS; (continued)

1. PULL PIECE 4 ACROSS THE GRAIN PILE, ATTACH ITS RAINFLAP™ PILE TO PIECE 3's RAINFLAP™ HOOK
 2. UNFOLD PIECE 4
 3. PULL PIECE 5 ACROSS THE GRAIN PILE, ATTACH ITS RAINFLAP™ PILE TO PIECE 4's RAINFLAP™ HOOK
 4. UNFOLD PIECE 5
 5. PULL PIECE 6 ACROSS THE GRAIN PILE, ATTACH ITS RAINFLAP™ PILE TO PIECE 5's RAINFLAP™ HOOK
 6. UNFOLD PIECE 6 TO THE FINISHING END OF THE BUNKER
- FOR FURTHER INSTRUCTIONS VISIT ravenefd.com/installation

		COVER TYPE			
		OVAL 6 PIECE with RainFlap™ and Straps Flip Fold, Page 2 of 2			
RAVEN ENGINEERED FILMS PO BOX 5107 SIOUX FALLS, SD 57117-5107 +1 (800) 635-3456		SIZE	SALES ORDER	DRAWING NUMBER	REV
DRAWN: RWW NAME: RWW DATE: 4/7/2016		B	1	O6RSFS-2	B
DO NOT SCALE DRAWING		PROPRIETARY AND CONFIDENTIAL INFORMATION OF RAVEN INDUSTRIES INC. THIS DRAWING AND THE INFORMATION HEREON ARE RAVEN INDUSTRIES INC. PROPERTY AND MAY BE USED BY OTHERS ONLY AS AUTHORIZED IN WRITING BY RAVEN INDUSTRIES INC. - ALL RIGHTS RESERVED UNDER THE COPYRIGHT LAWS.			