
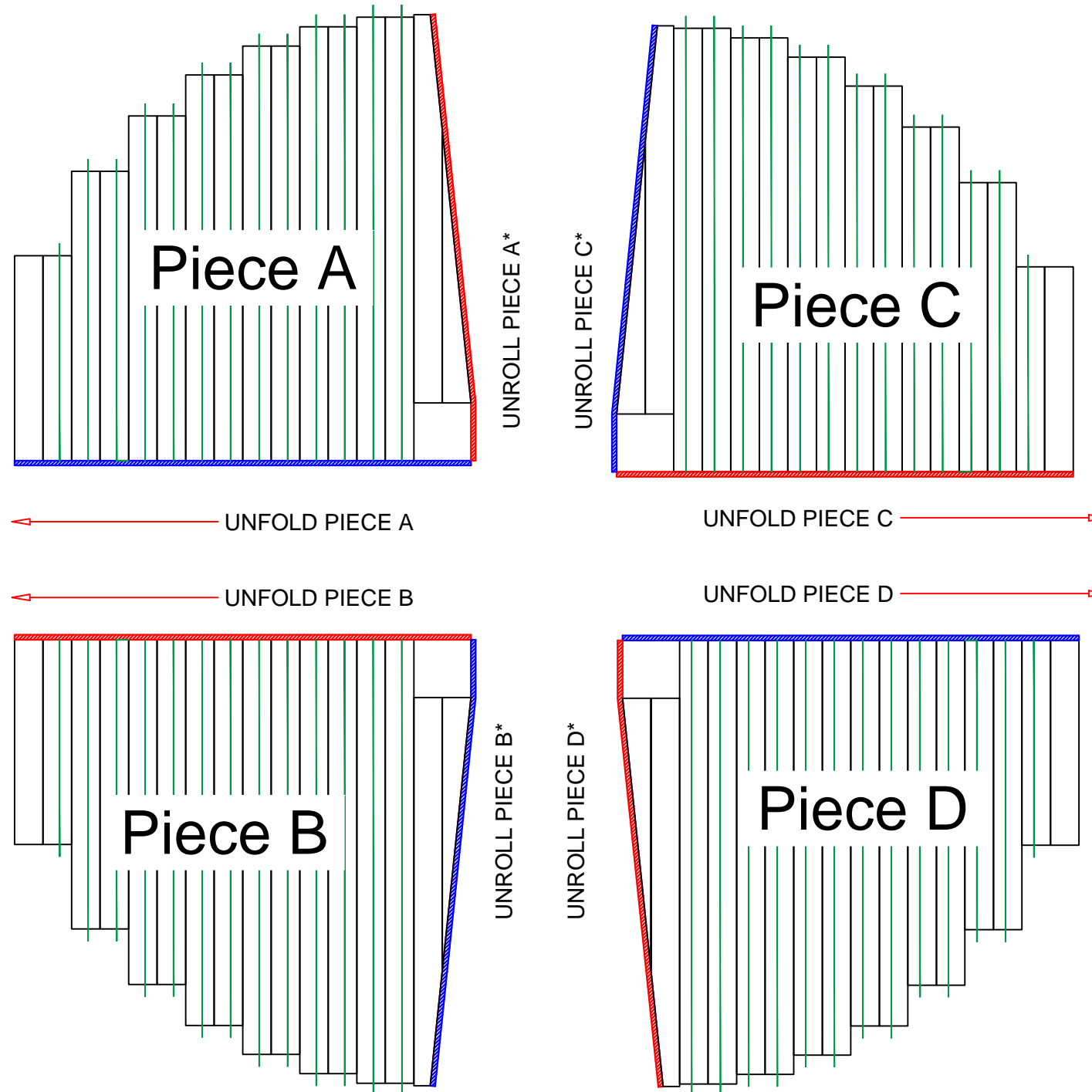


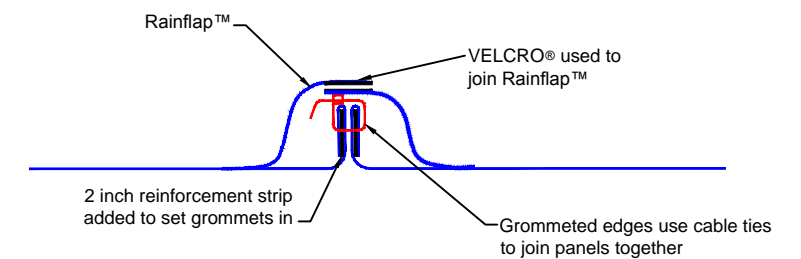
REVISIONS					
LTR.	ECO	DESCRIPTION	DATE	APPROVED	ZONE
A		INITIAL_RELEASE	1/22/2016	RWW	
B		REV_TITLE_BLOCK_ADDED_PULL_DIRECTION	3/28/2016	RWW	

NOTES:

- UNROLL AND UNFOLD IN SEQUENCE - A, THEN B, ETC.



THESE INSTRUCTIONS ARE FOR UNROLLING FROM THE BOTTOM OF THE ROLL



PLEASE NOTE:

- IF COVERING YOUR GRAIN STORAGE SYSTEM WHEN FILLED, DISPENSE ROLLS FROM THE SIDE OF THE BUNKER AND PULL TOWARD THE CENTER OF THE PILE.
  - IF FILLING YOUR GRAIN STORAGE SYSTEM AFTER INSTALLATION OF THE COVER, PLACE YOUR ROLLS INSIDE THE WALLS ON THE GROUND ALONGSIDE THE TOWER, ATTACH TO THE TOWER AND UNROLL TOWARD THE BUNKER WALLS.
- FOR FURTHER INSTRUCTIONS VISIT [ravenefd.com/installation](http://ravenefd.com/installation)

		COVER TYPE			
		CIRCULAR 4 PIECE with RainFlap™ and Straps Flip Folded Angle Cut			
RAVEN ENGINEERED FILMS PO BOX 5107 SIOUX FALLS, SD 57117-5107 +1 (800) 635-3456		SIZE	SALES ORDER	DRAWING NUMBER	REV
DRAWN	NAME	DATE	B	1	C4RSFA
	RWW	1/22/2016			B
DO NOT SCALE DRAWING		PROPRIETARY AND CONFIDENTIAL INFORMATION OF RAVEN INDUSTRIES INC. THIS DRAWING AND THE INFORMATION HEREON ARE RAVEN INDUSTRIES INC. PROPERTY AND MAY BE USED BY OTHERS ONLY AS AUTHORIZED IN WRITING BY RAVEN INDUSTRIES INC. - ALL RIGHTS RESERVED UNDER THE COPYRIGHT LAWS.			