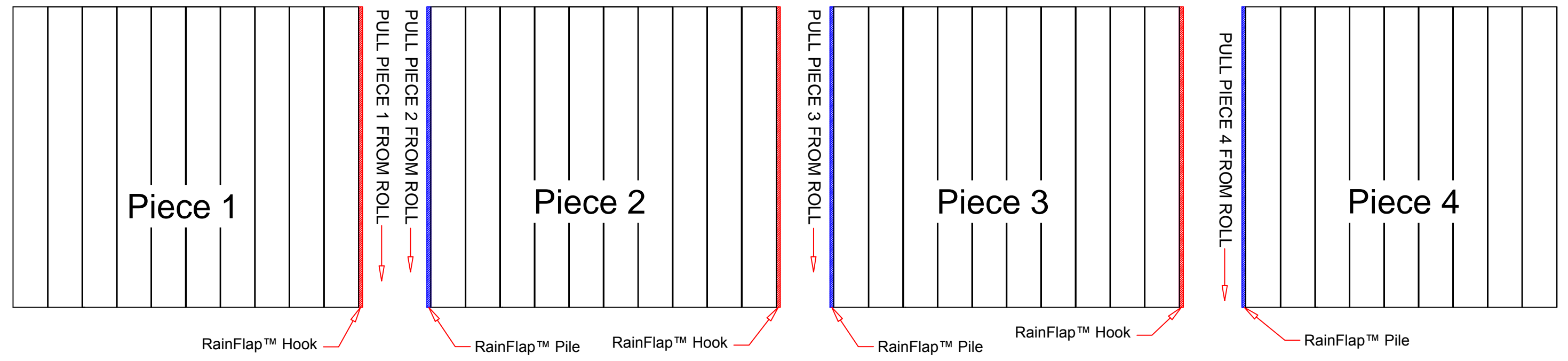
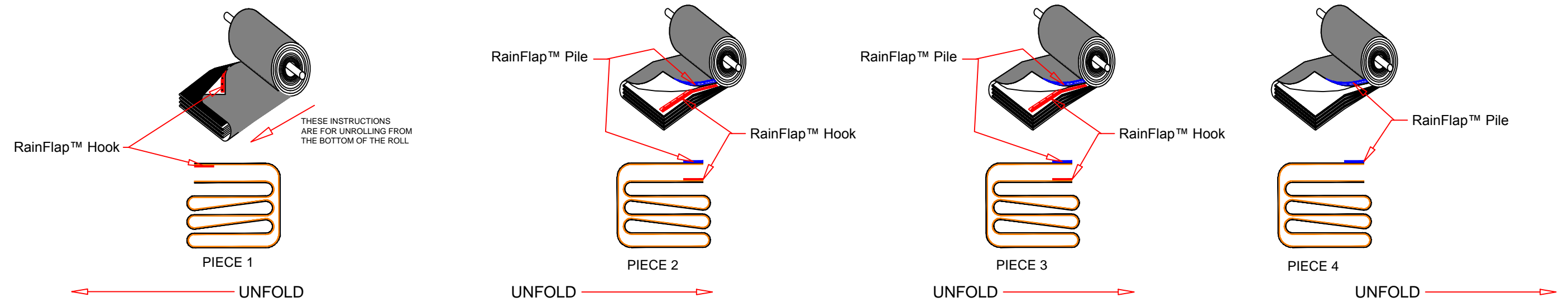
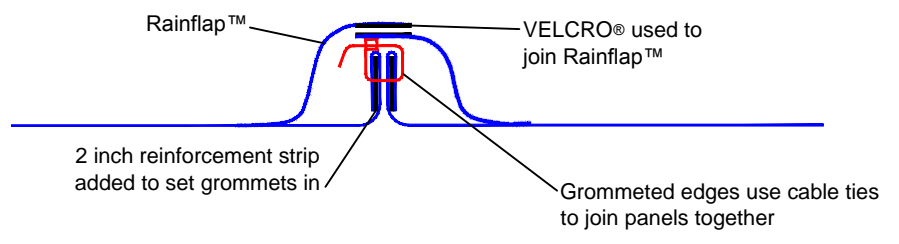


REVISIONS		DATE	APPROVED	ZONE
LTR	ECO	DESCRIPTION		
A		INITIAL_RELEASE	2/24/2017	RWW



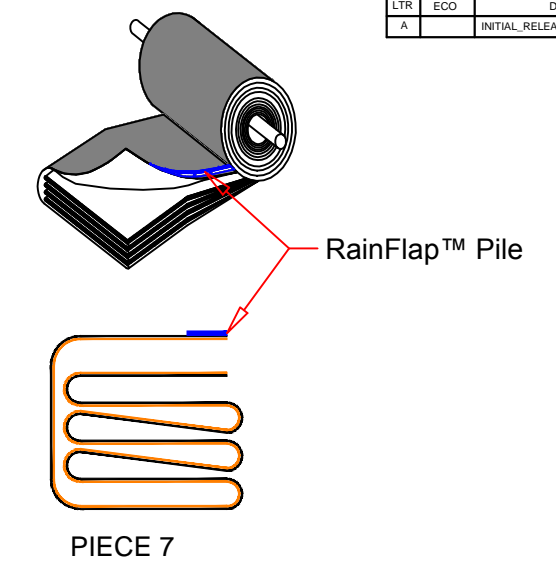
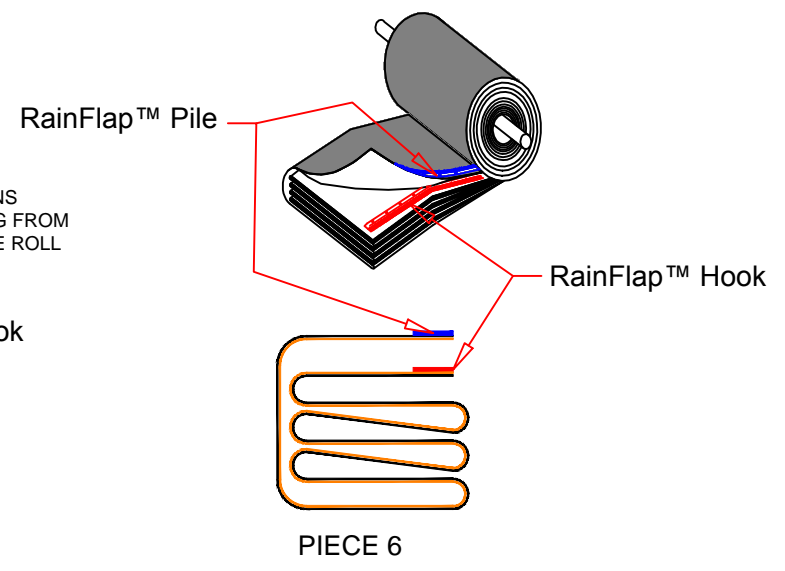
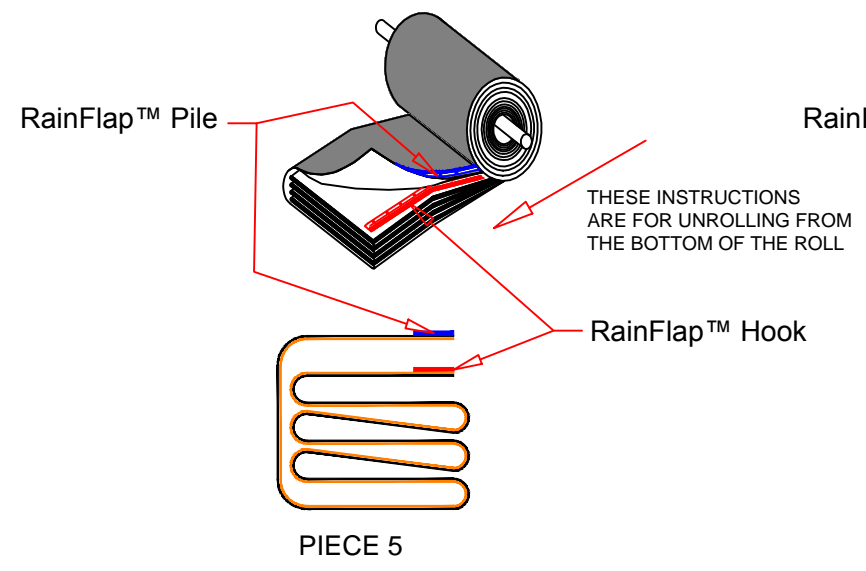
DEPLOYMENT INSTRUCTIONS;

1. PULL PIECE 1 & 2 ACROSS THE GRAIN PILE AT ABOUT 1/7 OF THE LENGTH FROM THE STARTING END
 2. FLIP TOP LAYER OF PIECE 1 AND PIECE 2 THEN FASTEN THE RAINFLAPS™ FROM EACH PIECE
 3. WHILE HOLDING PIECE 2 PULL PIECE 1 TO THE STARTING END OF THE BUNKER
 4. UNFOLD PIECE 2
 5. PULL PIECE 3 ACROSS THE GRAIN PILE, ATTACH ITS RAINFLAP™ PILE TO PIECE 2'S RAINFLAP™ HOOK
 6. UNFOLD PIECE 3
 7. PULL PIECE 4 ACROSS THE GRAIN PILE, ATTACH ITS RAINFLAP™ PILE TO PIECE 3'S RAINFLAP™ HOOK
 8. UNFOLD PIECE 4
- CONTINUED ON NEXT PAGE
FOR FURTHER INSTRUCTIONS VISIT ravenefd.com/installation



		COVER TYPE		REV	
		OVAL 7 PIECE with RainFlap™ Flip Folded, Page 1 of 2			
RAVEN ENGINEERED FILMS PO BOX 5107 SIOUX FALLS, SD 57117-5107 +1 (800) 635-3456		SIZE	SALES ORDER	DRAWING NUMBER	A
NAME	DATE	B	I	O7RFFS-1	
DRAWN	RWW	2/24/2017		PROPRIETARY AND CONFIDENTIAL INFORMATION OF RAVEN INDUSTRIES INC. THIS DRAWING AND THE INFORMATION HEREON ARE RAVEN INDUSTRIES INC. PROPERTY AND MAY BE USED BY OTHERS ONLY AS AUTHORIZED IN WRITING BY RAVEN INDUSTRIES INC. - ALL RIGHTS RESERVED UNDER THE COPYRIGHT LAWS.	
DO NOT SCALE DRAWING					

REVISIONS		DATE	APPROVED	ZONE
LTR	ECO	DESCRIPTION		
A		INITIAL_RELEASE	2/24/2017	RWW



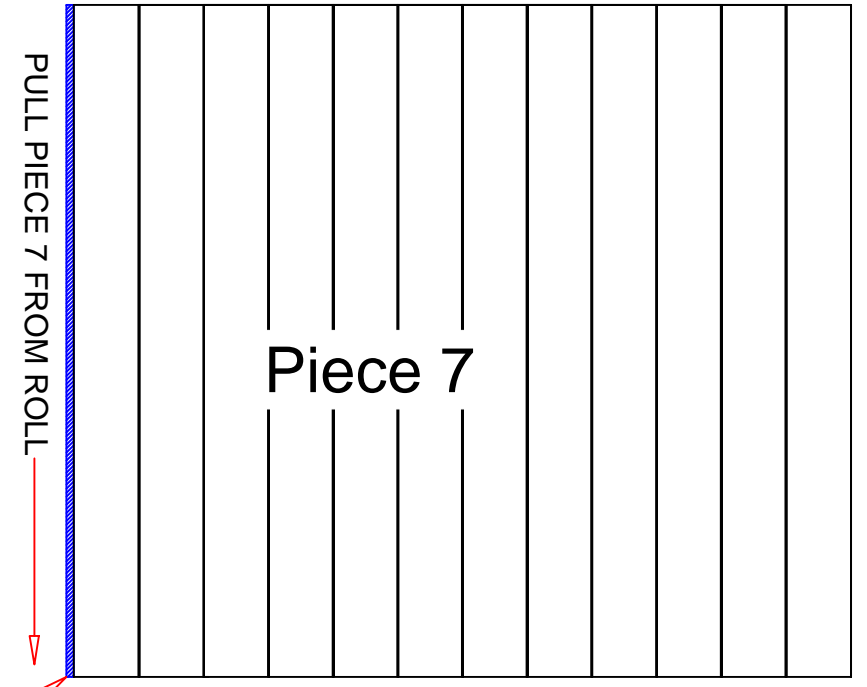
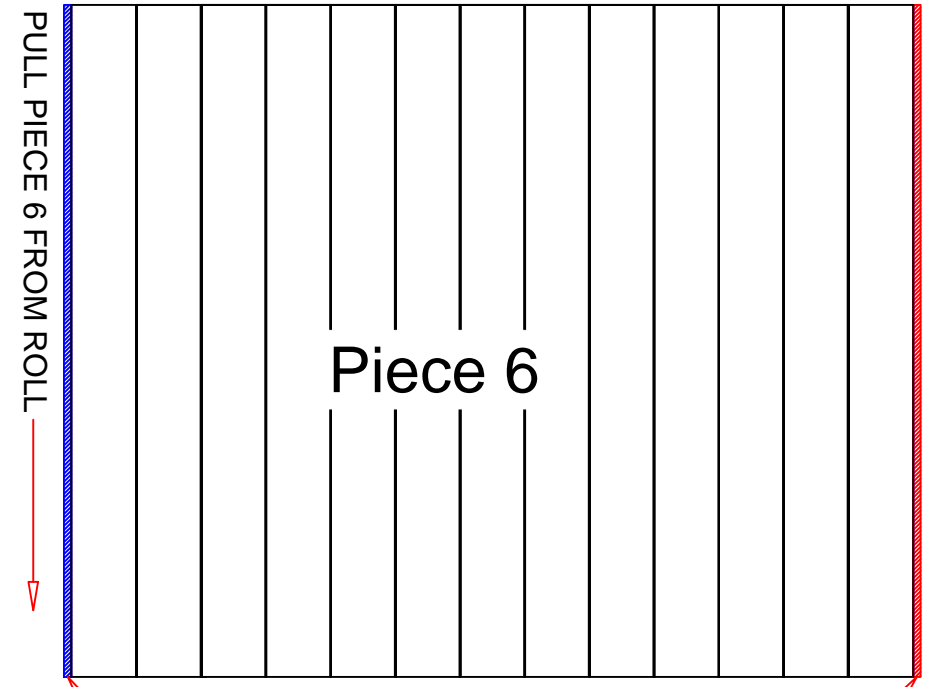
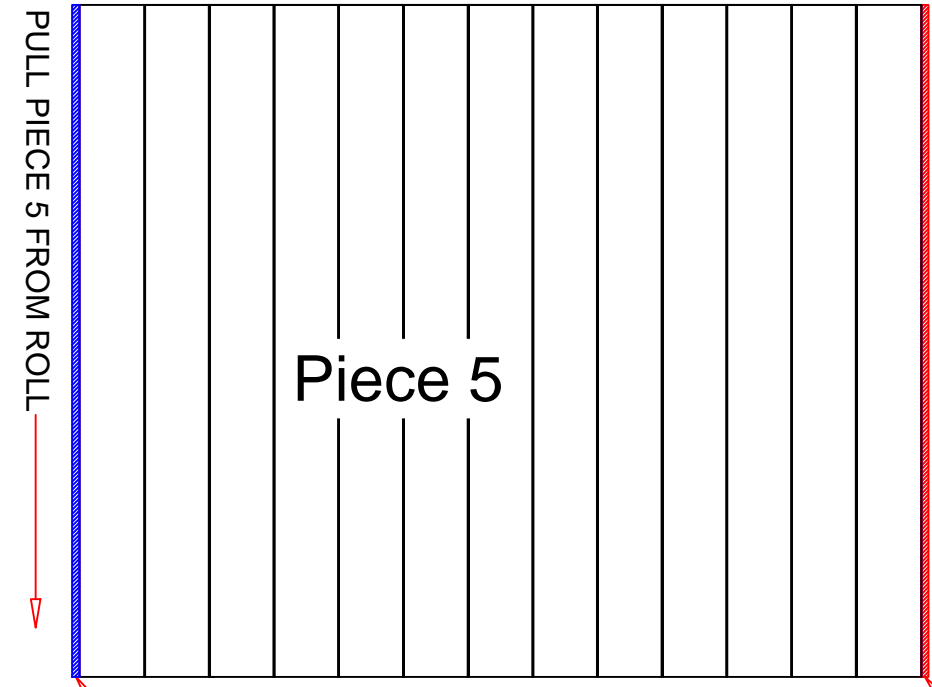
UNFOLD →

UNFOLD →

UNFOLD →

CONTINUED FROM PREVIOUS PAGE

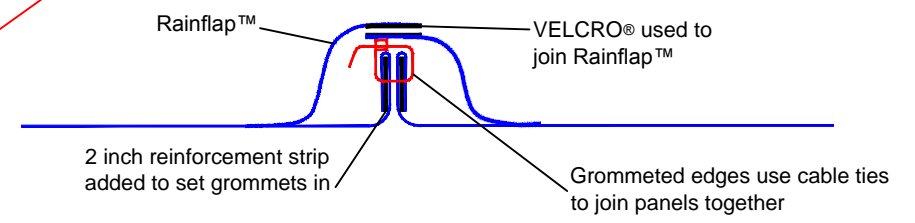
BUNKER FINISHING END



RainFlap™ Pile

RainFlap™ Pile
RainFlap™ Hook

RainFlap™ Hook
RainFlap™ Pile



DEPLOYMENT INSTRUCTIONS;

1. PULL PIECE 5 ACROSS THE GRAIN PILE ATTACHING ITS RAINFLAP™ PILE TO PIECE 4's RAINFLAP™ HOOK
2. UNFOLD PIECE 5
3. PULL PIECE 6 ACROSS THE GRAIN PILE ATTACHING ITS RAINFLAP™ PILE TO PIECE 5's RAINFLAP™ HOOK
4. UNFOLD PIECE 6
5. PULL PIECE 7 ACROSS THE GRAIN PILE ATTACHING ITS RAINFLAP™ PILE TO PIECE 6's RAINFLAP™ HOOK
6. UNFOLD PIECE 7 TO THE FINISHING END OF THE BUNKER
FOR FURTHER INSTRUCTIONS VISIT ravenefd.com/installation

		COVER TYPE			
		OVAL 7 PIECE with RainFlap™ Flip Folded, Page 2 of 2			
RAVEN ENGINEERED FILMS PO BOX 5107 SIOUX FALLS, SD 57117-5107 +1 (800) 635-3456		SIZE	SALES ORDER	DRAWING NUMBER	REV
DRAWN: RWW DATE: 2/24/2017		B	1	O7RFFS-2	A
DO NOT SCALE DRAWING		PROPRIETARY AND CONFIDENTIAL INFORMATION OF RAVEN INDUSTRIES INC. THIS DRAWING AND THE INFORMATION HEREON ARE RAVEN INDUSTRIES INC. PROPERTY AND MAY BE USED BY OTHERS ONLY AS AUTHORIZED IN WRITING BY RAVEN INDUSTRIES INC. - ALL RIGHTS RESERVED UNDER THE COPYRIGHT LAWS.			